

**Honeywell**

**E-Mon Class 2000  
Meter**  
KWH & KWH/DEMAND METER

INSTALLATION INSTRUCTIONS




62-0390-03

**E-Mon**  
Energy Monitoring Products

**Class 3200  
Meter**  
ADVANCED KWH/DEMAND METER

INSTALLATION INSTRUCTIONS



E-Mon  
1985 Douglas Drive North  
Golden Valley, MN 55422  
(800) 334-3698  
www.emon.com  
info@emon.com

62-0390-04



**TBWC**  
TECHNOLOGY  
The TBWC Group

**E-Mon E-10 / E-20  
E-32 / E-34 / E-50 SERIES**  
KWH & KW DEMAND METER

CROSS REFERENCE  
TO DENT by TBWC Technology



**ADVANCED KWH/DEMAND  
METERS BY TBWC TECHNOLOGY**

**A TBWC TECH TALK PUBLICATION**

HIGH PERFORMANCE SUBMETERING PRODUCTS, SOLUTIONS & SERVICES FOR ALL INDUSTRIES

## E-MON D-MON Submeter Cross Reference to 'DI-PS3' DENT INSTRUMENTS by TBWC Technology

CLASS 2000 METERS	PULSE OUTPUT "WALK UP AND READ 'EM" KWH KILOWATT HOUR & kW DEMAND METERS	NOTE: E-MON REQUIRES A FUSE KIT FOR INSTALL (SUPPLIED BY OTHERS)	DENT INSTRUMENTS by TBWC Technology	MODBUS RTU ENABLED "WALK UP AND READ 'EM" KWH KILOWATT HOUR & kW DEMAND SMART METERS	FUSING IS INTEGRAL AND INCLUDED ON ALL MODELS
E-Mon Part Number	Description		TBWC Part Number	Description:	
E20-208100-JKIT	Class 2000 Meter, 120/208-240V, 100A, JIC Steel Enclosure, Pulse Output, 3 Split-Core Current Sensors with 2V Output		E20-DI-208/100-N1-KIT.02	120/208V 3-Phase 4-Wire, NEMA 1 Wallmount Smart Meter, w/(3) 100-Amp Split-Core CT. Modbus RTU '-KIT.02' Protocol (DIPS3HD-C-D-N w/(3) WC1-100-MV333)	
E20-208100-D-JKIT	Class 2000 Demand Meter, 120/208-240V, 100A, JIC Steel Enclosure, Pulse Output, 3 Split-Core Current Sensors with 2V Output		" " "	" " " " "	
E20-208200-JKIT	Class 2000 Meter, 120/208-240V, 200A, JIC Steel Enclosure, Pulse Output, 3 Split-Core Current Sensors with 2V Output		E20-DI-208/200-N1-KIT.02	120/208V 3-Phase/4-Wire NEMA 1 Wallmount Smart Meter, w/(3) 200-Amp Split-Core CT. Modbus RTU '-KIT.02' Protocol (DIPS3HD-C-D-N w/(3) WC2-200-MV333)	
E20-208200-D-JKIT	Class 2000 Demand Meter, 120/208-240V, 200A, JIC Steel Enclosure, Pulse Output, 3 Split-Core Current Sensors with 2V Output		" " "	" " " " "	
E20-208400-JKIT	Class 2000 Meter, 120/208-240V, 400A, JIC Steel Enclosure, Pulse Output, 3 Split-Core Current Sensors with 2V Output		E20-DI-208/400-N1-KIT.02	120/208V 3-Phase/4-Wire NEMA 1 Wallmount Smart Meter, w/(3) 400-Amp Split-Core CT. Modbus RTU '-KIT.02' Protocol (DIPS3HD-C-D-N w/(3) WC4-400-MV333)	
E20-208400-D-JKIT	Class 2000 Demand Meter, 120/208-240V, 400A, JIC Steel Enclosure, Pulse Output, 3 Split-Core Current Sensors with 2V Output		" " "	" " " " "	
E20-208800-JKIT	Class 2000 Meter, 120/208-240V, 800A, JIC Steel Enclosure, Pulse Output, 3 Split-Core Current Sensors with 2V Output		E20-DI-208/800-N1-KIT.02	120/208V 3-Phase/4-Wire NEMA 1 Wallmount Smart Meter, w/(3) 800-Amp Split-Core CT. Modbus RTU '-KIT.02' Protocol (DIPS3HD-C-D-N w/(3) WC7-800-MV333)	
E20-208800-D-JKIT	Class 2000 Demand Meter, 120/208-240V, 800A, JIC Steel Enclosure, Pulse Output, 3 Split-Core Current Sensors with 2V Output		" " "	" " " " "	
E20-2081600JKIT	Class 2000 Meter, 120/208-240V, 1600A, JIC Steel Enclosure, Pulse Output, 3 Split-Core Current Sensors with 2V Output		E20-DI-208/1600-N1-KIT.02	120/208V 3-Phase/4-Wire NEMA 1 Wallmount Smart Meter, w/(3) 1600-Amp Split-Core CT. Modbus RTU '-KIT.02' Protocol (DIPS3HD-C-D-N w/(3) WCR-16)	
E20-2081600-D-JKIT	Class 2000 Demand Meter, 120/208-240V, 1600A, JIC Steel Enclosure, Pulse Output, 3 Split-Core Current Sensors with 2V Output		" " "	" " " " "	
E20-2083200JKIT	Class 2000 Meter, 120/208-240V, 3200A, JIC Steel Enclosure, Pulse Output, 3 Split-Core Current Sensors with 2V Output		E20-DI-208/5000-N1-KIT.02	120/208V 3-Phase/4-Wire NEMA 1 Wallmount Smart Meter, w/(3) 60 to 5000-Amp Flex CT. Modbus RTU '-KIT.02' Protocol (DIPS3HD-C-D-N w/(3) WCR-16)	
E20-2083200-D-JKIT	Class 2000 Demand Meter, 120/208-240V, 3200A, JIC Steel Enclosure, Pulse Output, 3 Split-Core Current Sensors with 2V Output		" " "	" " " " "	
<p><b>FYI: E-MON METERS WITHOUT "D" DO NOT CAPTURE PEAK kW DEMAND: DENT DI-PS3 SMART METERS REPORT kWh, DEMAND, PQ AND MORE. COMMUNICATION DEFAULT = MODBUS RTU. FOR OTHER PROTOCOLS, CHANGE SUFFIX '.02' AS SHOWN:</b></p> <p>TO AUTOMATE METER READING USING E-MON ENERGY SOFTWARE, AN E-MON IDR IS REQUIRED (COST\$\$\$\$). RS485 SERIAL: .02 = MODBUS RTU .03 = BACNET MS/TP</p> <p>PULSE OUTPUT OF E-MON METER CAN BE USED TO CONNECT TO OPTERGY WEBSERVER VIA OPTERGY P864 IOT DEVICE (\$\$\$) ETHERNET IP: .04 = MODBUS TCP/IP .05 = BACNET IP</p> <p>NOTE: FOR EZ7 METERS WITH E-MON ENERGY, CONTACT TBWC FOR EZ CONVERSION TO OPTERGY.</p>					

## E-MON D-MON Submeter Cross Reference to 'DI-PS3' DENT INSTRUMENTS by TBWC Technology

CLASS 2000 METERS		PULSE OUTPUT "WALK UP AND READ 'EM" KWH KILOWATT HOUR & kW DEMAND METERS	NOTE: E-MON REQUIRES A FUSE KIT FOR INSTALL (SUPPLIED BY OTHERS)	DENT INSTRUMENTS by TBWC Technology	MODBUS RTU ENABLED "WALK UP AND READ 'EM" KWH KILOWATT HOUR & kW DEMAND SMART METERS	FUSING IS INTEGRAL AND INCLUDED ON ALL MODELS
E-Mon Part Number	Description			TBWC Part Number	Description:	
E20-480100-JKIT	Class 2000 Meter, 277/480V, 100A, JIC Steel Enclosure, Pulse Output, 3 Split-Core Current Sensors with 2V Output			E20-DI-480/100-N1-KIT.02	480/277V 3-Phase/4-Wire, NEMA 1 Wallmount Smart Meter, w/(3) 100-Amp Split-Core CT. Modbus RTU '.02' Protocol (DIPS3HD-C-D-N w/(3) WC1-100-MV333)	
E20-480100-D-JKIT	Class 2000 Demand Meter, 277/480V, 100A, JIC Steel Enclosure, Pulse Output, 3 Split-Core Current Sensors with 2V Output			" " "	" " " " "	
E20-480200-JKIT	Class 2000 Meter, 277/480V, 200A, JIC Steel Enclosure, Pulse Output, 3 Split-Core Current Sensors with 2V Output			E20-DI-480/200-N1-KIT.02	480/277V 3-Phase/4-Wire, NEMA 1 Wallmount Smart Meter, w/(3) 200-Amp Split-Core CT. Modbus RTU '.02' Protocol (DIPS3HD-C-D-N w/(3) WC2-200-MV333)	
E20-480200-D-JKIT	Class 2000 Demand Meter, 277/480V, 200A, JIC Steel Enclosure, Pulse Output, 3 Split-Core Current Sensors with 2V Output			" " "	" " " " "	
E20-480400-JKIT	Class 2000 Meter, 277/480V, 400A, JIC Steel Enclosure, Pulse Output, 3 Split-Core Current Sensors with 2V Output			E20-DI-480/400-N1-KIT.02	480/277V 3-Phase/4-Wire, NEMA 1 Wallmount Smart Meter, w/(3) 400-Amp Split-Core CT. Modbus RTU '.02' Protocol (DIPS3HD-C-D-N w/(3) WC4-400-MV333)	
E20-480400-D-JKIT	Class 2000 Meter, 277/480V, 400A, JIC Steel Enclosure, Pulse Output, 3 Split-Core Current Sensors with 2V Output			" " "	" " " " "	
E20-480800-JKIT	Class 2000 Meter, 277/480V, 800A, JIC Steel Enclosure, Pulse Output, 3 Split-Core Current Sensors with 2V Output			E20-DI-480/800-N1-KIT.02	480/277V 3-Phase/4-Wire, NEMA 1 Wallmount Smart Meter, w/(3) 800-Amp Split-Core CT. Modbus RTU '.02' Protocol (DIPS3HD-C-D-N w/(3) WC7-800-MV333)	
E20-480800-D-JKIT	Class 2000 Meter, 277/480V, 800A, JIC Steel Enclosure, Pulse Output, 3 Split-Core Current Sensors with 2V Output			" " "	" " " " "	
E20-4801600JKIT	Class 2000 Meter, 277/480V, 1600A, JIC Steel Enclosure, Pulse Output, 3 Split-Core Current Sensors with 2V Output			E20-DI-480/1600-N1-KIT.02	120/208V 3-Phase/4-Wire NEMA 1 Wallmount Smart Meter, w/(3) 1600-Amp Split-Core CT. Modbus RTU '-KIT.02' Protocol (DIPS3HD-C-D-N w/(3) WCR-16)	
E20-4801600-D-JKIT	Class 2000 Demand Meter, 277/480V, 1600A, JIC Steel Enclosure, Pulse Output, 3 Split-Core Current Sensors with 2V Output			" " "	" " " " "	
E20-4803200-JKIT	Class 2000 Meter, 277/480V, 3200A, JIC Steel Enclosure, Pulse Output, 3 Split-Core Current Sensors with 2V Output			E20-DI-480/5000-N1-KIT.02	120/208V 3-Phase/4-Wire NEMA 1 Wallmount Smart Meter, w/(3) 60 to 5000-Amp Flex CT. Modbus RTU '-KIT.02' Protocol (DIPS3HD-C-D-N w/(3) WCR-16)	
E20-4803200-D-JKIT	Class 2000 Demand Meter, 277/480V, 3200A, JIC Steel Enclosure, Pulse Output, 3 Split-Core Current Sensors with 2V Output			" " "	" " " " "	
E10-3208100-JKIT	Class 1000 Meter, 120/208-240V, 100A, JIC Steel Enclosure, Pulse Output, 2 Split-Core Current Sensors with 2V Output			E10-DI-3208/100-N1-KIT.02	120-208/240 1-Ph. 2-Pole/3-Wire, NEMA 1 Wallmount Smart Meter, w/(2) 100-Amp Split-Core CT. Modbus RTU '.02' Protocol (DIPS3HD-C-D-N w/(2) WC1-100-MV333)	
E10-3208200-D-JKIT	Class 1000 Meter, 120/208-240V, 200A, JIC Steel Enclosure, Pulse Output, 2 Split-Core Current Sensors with 2V Output			E10-DI-3208/200-N1-KIT.02	120-208/240 1-Ph. 2-Pole/3-Wire, NEMA 1 Wallmount Smart Meter, w/(2) 200-Amp Split-Core CT. Modbus RTU '.02' Protocol (DIPS3HD-C-D-N w/(2) WC1-200-MV333)	

**FYI: E-MON METERS WITHOUT "D" DO NOT CAPTURE PEAK kW DEMAND: DENT DI-PS3 SMART METERS REPORT kWh, DEMAND, PQ AND MORE. COMMUNICATION DEFAULT = MODBUS RTU. FOR OTHER PROTOCOLS, CHANGE SUFFIX '.02' AS SHOWN:**  
 TO AUTOMATE METER READING USING E-MON ENERGY SOFTWARE, AN E-MON IDR IS REQUIRED (COST\$\$\$\$). RS485 SERIAL: .02 = MODBUS RTU .03 = BACNET MS/TP  
 PULSE OUTPUT OF E-MON METER CAN BE USED TO CONNECT TO OPTERGY WEBSERVER VIA OPTERGY P864 IOT DEVICE (\$\$\$) ETHERNET IP: .04 = MODBUS TCP/IP .05 = BACNET IP  
 NOTE: FOR E27 METERS WITH E-MON ENERGY, CONTACT TBWC FOR EZ CONVERSION TO OPTERGY.

## E-MON D-MON Submeter Cross Reference to 'DI-PS3' DENT INSTRUMENTS by TBWC Technology

CLASS 3200 (E50 CLASS 5000, E34 CLASS 3400)	EZ7: FOR USE W/E-MON ENERGY SOFTWARE BAC=MS/TP or RTU=MODBUS FOR BMS	NOTE: E-MON REQUIRES A FUSE KIT FOR INSTALL (SUPPLIED BY OTHERS)	DENT INSTRUMENTS by TBWC Technology	NOTE: WHEN CROSS REFERENCING E-MON EZ7 PROTOCOL METERS - CONSULT TBWC FOR CONVERSION OPPORTUNITY TO MODBUS RTU	FUSING IS INTEGRAL AND INCLUDED ON ALL MODELS
E-Mon Part Number	Description		TBWC Part Number	Description:	
E32-208100-EZ7KIT	Class 3200 Meter, 120/208-240V, 100A, JIC Steel Enclosure, EZ7 Protocol, 3 Split-Core Current Sensors with 2V Output		DI-208/100-N1-KIT.02	120/208V 4-Wire, NEMA 1 Wallmount Smart Meter w/(3) 100-Amp Split-Core CT. Modbus RTU '.02' Protocol (DIPS3HD-C-D-N w/(3) WC1-100-MV333)	
E32-208100-JBACKIT	Class 3200 Meter, 120/208-240V, 100A, JIC Steel Enclosure, BACnet MS/TP Protocol, 3 Split-Core Current Sensors with 2V Output		DI-208/100-N1-KIT.03	120/208V 4-Wire, NEMA 1 Wallmount Smart Meter w/(3) 100-Amp Split-Core CT. BACnet MS/TP '.03' Protocol (DIPS3HD-C-D-N w/(3) WC1-100-MV333)	
E32-208200-EZ7KIT	Class 3200 Meter, 120/208-240V, 200A, JIC Steel Enclosure, EZ7 Protocol, 3 Split-Core Current Sensors with 2V Output		DI-208/200-N1-KIT.02	120/208V 4-Wire, NEMA 1 Wallmount Smart Meter w/(3) 200-Amp Split-Core CT. Modbus RTU '.02' Protocol (DIPS3HD-C-D-N w/(3) WC2-200-MV333)	
E32-208200-JBACKIT	Class 3200 Meter, 120/208-240V, 200A, JIC Steel Enclosure, BACnet MS/TP Protocol, 3 Split-Core Current Sensors with 2V Output		DI-208/200-N1-KIT.03	120/208V 4-Wire, NEMA 1 Wallmount Smart Meter w/(3) 200-Amp Split-Core CT. BACnet MS/TP '.03' Protocol (DIPS3HD-C-D-N w/(3) WC2-200-MV333)	
E32-208400-EZ7KIT	Class 3200 Meter, 120/208-240V, 400A, JIC Steel Enclosure, EZ7 Protocol, 3 Split-Core Current Sensors with 2V Output		DI-208/400-N1-KIT.02	120/208V 4-Wire, NEMA 1 Wallmount Smart Meter w/(3) 400-Amp Split-Core CT. Modbus RTU '.02' Protocol (DIPS3HD-C-D-N w/(3) WC4-400-MV333)	
E32-208400-JBACKIT	Class 3200 Meter, 120/208-240V, 400A, JIC Steel Enclosure, BACnet MS/TP Protocol, 3 Split-Core Current Sensors with 2V Output		DI-208/400-N1-KIT.03	120/208V 4-Wire, NEMA 1 Wallmount Smart Meter w/(3) 400-Amp Split-Core CT. BACnet MS/TP '.03' Protocol (DIPS3HD-C-D-N w/(3) WC4-400-MV333)	
E32-208800-EZ7KIT	Class 3200 Meter, 120/208-240V, 800A, JIC Steel Enclosure, EZ7 Protocol, 3 Split-Core Current Sensors with 2V Output		DI-208/800-N1-KIT.02	120/208V 4-Wire, NEMA 1 Wallmount Smart Meter w/(3) 400-Amp Split-Core CT. Modbus RTU '.02' Protocol (DIPS3HD-C-D-N w/(3) WC7-800-MV333)	
E32-208800-JBACKIT	Class 3200 Meter, 120/208-240V, 800A, JIC Steel Enclosure, BACnet MS/TP Protocol, 3 Split-Core Current Sensors with 2V Output		DI-208/800-N1-KIT.03	120/208V 4-Wire, NEMA 1 Wallmount Smart Meter w/(3) 400-Amp Split-Core CT. BACnet MS/TP '.03' Protocol (DIPS3HD-C-D-N w/(3) WC7-800-MV333)	
E32-2081600-EZ7KIT	Class 3200 Meter, 120/208-240V, 1600A, JIC Steel Enclosure, EZ7 Protocol, 3 Split-Core Current Sensors with 2V Output		DI-208/5000-N1-KIT.02	120/208V 4-Wire, NEMA 1 Wallmount Smart Meter w/(3) 5000-Amp Flex CT. Modbus RTU '.02' Protocol (DIPS3HD-C-D-N w/(3) WCR-16)	
E32-2081600-JBACKIT	Class 3200 Meter, 120/208-240V, 1600A, JIC Steel Enclosure, BACnet MS/TP Protocol, 3 Split-Core Current Sensors with 2V Output		DI-208/5000-N1-KIT.03	120/208V 4-Wire, NEMA 1 Wallmount Smart Meter w/(3) 5000-Amp Flex CT. BACnet MS/TP '.03' Protocol (DIPS3HD-C-D-N w/(3) WCR-16)	
E32-2083200-EZ7KIT	Class 3200 Meter, 120/208-240V, 3200A, JIC Steel Enclosure, EZ7 Protocol, 3 Split-Core Current Sensors with 2V Output		DI-208/5000-N1-KIT.02	120/208V 4-Wire, NEMA 1 Wallmount Smart Meter w/(3) 5000-Amp Flex CT. Modbus RTU '.02' Protocol (DIPS3HD-C-D-N w/(3) WCR-16)	
E32-2083200-JBACKIT	Class 3200 Meter, 120/208-240V, 3200A, JIC Steel Enclosure, BACnet MS/TP Protocol, 3 Split-Core Current Sensors with 2V Output		DI-208/5000-N1-KIT.03	120/208V 4-Wire, NEMA 1 Wallmount Smart Meter w/(3) 5000-Amp Flex CT. BACnet MS/TP '.03' Protocol (DIPS3HD-C-D-N w/(3) WCR-16)	
NOTE: FOR EZ7 METERS WITH E-MON ENERGY, CONTACT TBWC FOR EZ CONVERSION TO OPTERGY.				<b>COMMUNICATION DEFAULT = MODBUS RTU. FOR OTHER PROTOCOLS, CHANGE SUFFIX '.02' AS SHOWN:</b> RS485 SERIAL: .02 = MODBUS RTU    .03 = BACNET MS/TP ETHERNET IP: .04 = MODBUS TCP/IP    .05 = BACNET IP	

## E-MON D-MON Submeter Cross Reference to 'DI-PS3' DENT INSTRUMENTS by TBWC Technology

CLASS 3200 (E50 CLASS 5000, E34 CLASS 3400)	EZ7: FOR USE W/E-MON ENERGY SOFTWARE BAC=MS/TP or RTU=MODBUS FOR BMS	NOTE: E-MON REQUIRES A FUSE KIT FOR INSTALL (SUPPLIED BY OTHERS)	DENT INSTRUMENTS by TBWC Technology	NOTE: WHEN CROSS REFERENCING E-MON EZ7 PROTOCOL METERS - CONSULT TBWC FOR CONVERSION OPPORTUNITY TO MODBUS RTU	FUSING IS INTEGRAL AND INCLUDED ON ALL MODELS
E-Mon Part Number	Description		TBWC Part Number	Description:	
E32-480100-JEZ7KIT	Class 3200 Meter, 277/480V, 100A, JIC Steel Enclosure, EZ7 Protocol, 3 Split-Core Current Sensors with 2V Output		DI-480/100-N1-KIT.02	480/277V 3-Phase/4-Wire, NEMA 1 Wallmount Smart Meter w/(3) 100-Amp Split-Core CT. Modbus RTU '.02' Protocol (DIPS3HD-C-D-N w/(3) WC1-100-MV333)	
E32-480100-JBACKIT	Class 3200 Meter, 277/480V, 100A, JIC Steel Enclosure, BACnet MS/TP Protocol, 3 Split-Core Current Sensors with 2V Output		DI-480/100-N1-KIT.03	480/277V 3-Phase/4-Wire, NEMA 1 Wallmount Smart Meter w/(3) 100-Amp Split-Core CT. BACnet MS/TP '.03' Protocol (DIPS3HD-C-D-N w/(3) WC1-100-MV333)	
E32-480200-JEZ7KIT	Class 3200 Meter, 277/480V, 200A, JIC Steel Enclosure, EZ7 Protocol, 3 Split-Core Current Sensors with 2V Output		DI-480/200-N1-KIT.02	480/277V 3-Phase/4-Wire, NEMA 1 Wallmount Smart Meter w/(3) 200-Amp Split-Core CT. Modbus RTU '.02' Protocol (DIPS3HD-C-D-N w/(3) WC2-200-MV333)	
E32-480200-JBACKIT	Class 3200 Meter, 277/480V, 200A, JIC Steel Enclosure, BACnet MS/TP Protocol, 3 Split-Core Current Sensors with 2V Output		DI-480/200-N1-KIT.03	480/277V 3-Phase/4-Wire, NEMA 1 Wallmount Smart Meter w/(3) 200-Amp Split-Core CT. BACnet MS/TP '.03' Protocol (DIPS3HD-C-D-N w/(3) WC2-200-MV333)	
E32-480400-JEZ7IT	Class 3200 Meter, 277/480V, 400A, JIC Steel Enclosure, EZ7 Protocol, 3 Split-Core Current Sensors with 2V Output		DI-480/400-N1-KIT.02	480/277V 3-Phase/4-Wire, NEMA 1 Wallmount Smart Meter w/(3) 400-Amp Split-Core CT. Modbus RTU '.02' Protocol (DIPS3HD-C-D-N w/(3) WC4-400-MV333)	
E32-480400-JBACKIT	Class 3200 Meter, 277/480V, 400A, JIC Steel Enclosure, BACnet MS/TP Protocol, 3 Split-Core Current Sensors with 2V Output		DI-480/400-N1-KIT.03	480/277V 3-Phase/4-Wire, NEMA 1 Wallmount Smart Meter w/(3) 400-Amp Split-Core CT. BACnet MS/TP '.03' Protocol (DIPS3HD-C-D-N w/(3) WC4-400-MV333)	
E32-480800-JEZ7KIT	Class 3200 Meter, 277/480V, 800A, JIC Steel Enclosure, EZ7 Protocol, 3 Split-Core Current Sensors with 2V Output		DI-480/800-N1-KIT.02	480/277V 3-Phase/4-Wire, NEMA 1 Wallmount Smart Meter w/(3) 800-Amp Split-Core CT. Modbus RTU '.02' Protocol (DIPS3HD-C-D-N w/(3) WC7-800-MV333)	
E32-480800-JBACKIT	Class 3200 Meter, 277/480V, 800A, JIC Steel Enclosure, BACnet MS/TP Protocol, 3 Split-Core Current Sensors with 2V Output		DI-480/800-N1-KIT.03	480/277V 3-Phase/4-Wire, NEMA 1 Wallmount Smart Meter w/(3) 800-Amp Split-Core CT. BACnet MS/TP '.03' Protocol (DIPS3HD-C-D-N w/(3) WC7-800-MV333)	
E32-4801600-JEZ7KIT	Class 3200 Meter, 277/480V, 1600A, JIC Steel Enclosure, EZ7 Protocol, 3 Split-Core Current Sensors with 2V Output		DI-480/5000-N1-KIT.02	480/277V 3-Phase/4-Wire, NEMA 1 Wallmount Smart Meter w/(3) 5000-Amp Split-Core CT. Modbus RTU '.02' Protocol (DIPS3HD-C-D-N w/(3) WCR-16)	
E32-4801600-JBACKIT	Class 3200 Meter, 277/480V, 1600A, JIC Steel Enclosure, BACnet MS/TP Protocol, 3 Split-Core Current Sensors with 2V Output		DI-480/5000-N1-KIT.03	480/277V 3-Phase/4-Wire, NEMA 1 Wallmount Smart Meter w/(3) 5000-Amp Split-Core CT. BACnet MS/TP '.03' Protocol (DIPS3HD-C-D-N w/(3) WCR-16)	
E32-4803200-JEZ7KIT	Class 3200 Meter, 277/480V, 3200A, JIC Steel Enclosure, EZ7 Protocol, 3 Split-Core Current Sensors with 2V Output		DI-480/5000-N1-KIT.02	480/277V 3-Phase/4-Wire, NEMA 1 Wallmount Smart Meter w/(3) 5000-Amp Split-Core CT. Modbus RTU '.02' Protocol (DIPS3HD-C-D-N w/(3) WCR-16)	
E32-4803200-JBACKIT	Class 3200 Meter, 277/480V, 3200A, JIC Steel Enclosure, BACnet MS/TP Protocol, 3 Split-Core Current Sensors with 2V Output		DI-480/5000-N1-KIT.03	480/277V 3-Phase/4-Wire, NEMA 1 Wallmount Smart Meter w/(3) 5000-Amp Split-Core CT. BACnet MS/TP '.03' Protocol (DIPS3HD-C-D-N w/(3) WCR-16)	
NOTE: FOR EZ7 METERS WITH E-MON ENERGY, CONTACT TBWC FOR EZ CONVERSION TO OPTERGY.				<b>COMMUNICATION DEFAULT = MODBUS RTU. FOR OTHER PROTOCOLS, CHANGE SUFFIX '.02' AS SHOWN:</b> RS485 SERIAL: .02 = MODBUS RTU    .03 = BACNET MS/TP ETHERNET IP: .04 = MODBUS TCP/IP    .05 = BACNET IP	

**IMPORTANT NOTE FOR YOUR CONSIDERATION:**

When comparing E-Mon to Dent by TBWC meters, all E-Mon submeters **are required per the NEC** to have overcurrent protection **and in line fuses** which are not supplied with their meters.

This adds significant time, labor and material costs to the installation. Failure to do so can void warranty & possible issues with inspectors.



5. External Switch Mechanism/In-Line Fuse Installation
  - a. To ensure a safe installation, the E-Mon Class 2000 meter requires an external switch mechanism, such as a circuit breaker, be installed on the E-Mon Class 2000 MAINS input wiring. The switch mechanism must be installed in close proximity to the meter and easily reachable for the operator. This device must also be marked as the disconnecting device for the E-Mon Class 2000 meter.
  - b. Install 1/10 Amp Slow Activation in line fuses with the suitable voltage rating for each conductor phase at the MAINS input to the meter. The fuses must be labeled to indicate voltage and current rating as well as element characteristics. The fuse element must be slow activating type.


**3-PHASE, 4-WIRE INSTALLATION DIAGRAM**

NOTES:

LINE VOLTAGE CONNECTIONS: #14-22 AWG

SENSOR CONNECTIONS: B = BLACK LEAD W = WHITE LEAD

NEUTRAL NOT USED IN DELTA SYSTEM. REMOVE NEUTRAL TERMINAL BLOCK SCREW FOR DELTA SYSTEMS.

 **1/10A 600 VAC INLINE FUSE PER CONDUCTOR. LITTLEFUSE PART NUMBER KLDR, 100.**

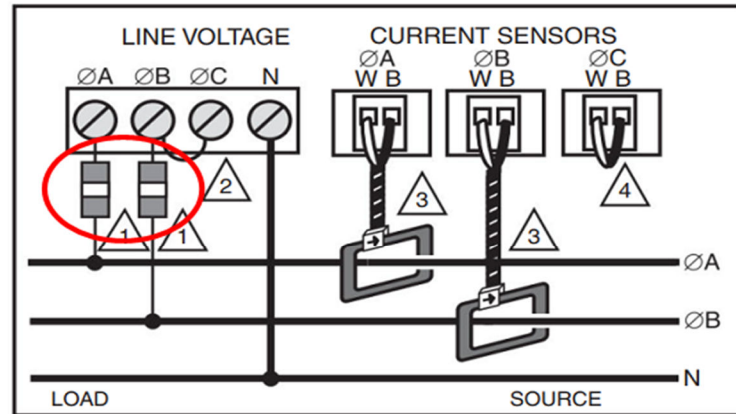
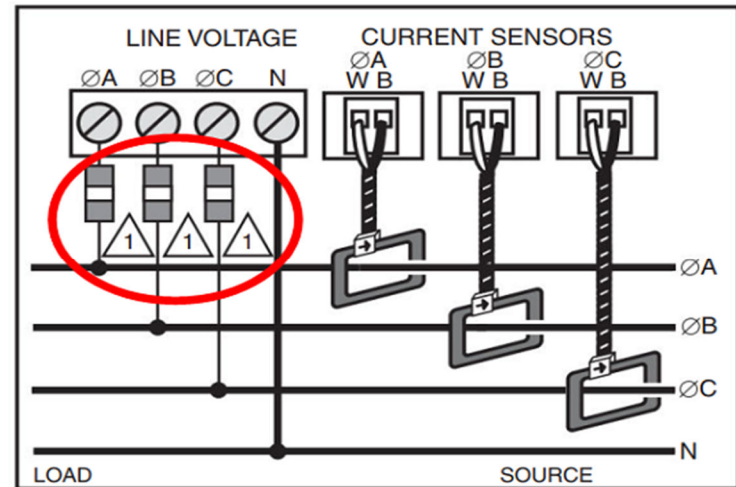
**2-POLE, SINGLE PHASE, 3-WIRE INSTALLATION DIAGRAM**


NOTES:

LINE VOLTAGE CONNECTIONS: #14-22 AWG

SENSOR CONNECTIONS: B = BLACK LEAD W = WHITE LEAD

INSTALL JUMPER WIRE BETWEEN W AND 'B' ON SENSOR 0C.



 **RECOMMENDED FUSES OR CIRCUIT BREAKER PER THE NATIONAL ELECTRICAL CODE (METER LOAD 6VA.)**

Info. as shown is from Honeywell installation manual publications.

Applies to all series of E-Mon meters and model numbers including:

Class 1000

Class 2000

Class 3200

Class 3400

Class 5000

Pulse Meters

Multi-Mon

Green Class

Smart Meters